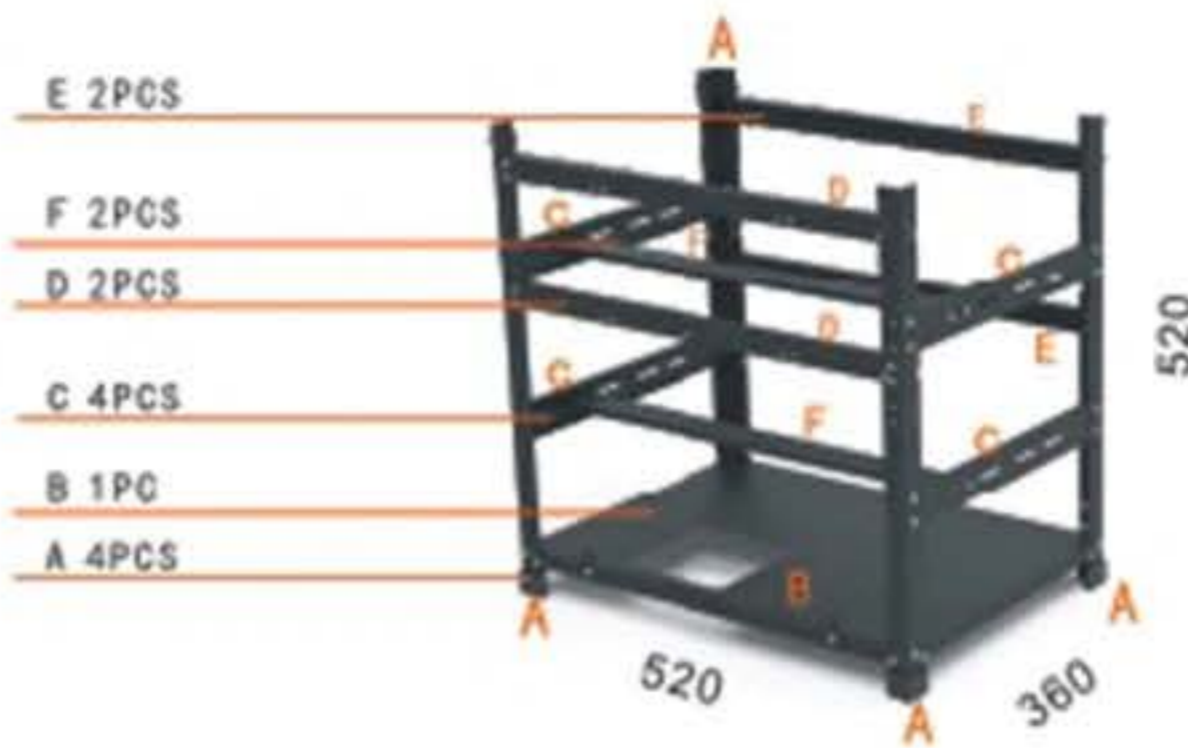


12 GPU



12GPU Mining Rig Frame Instructions



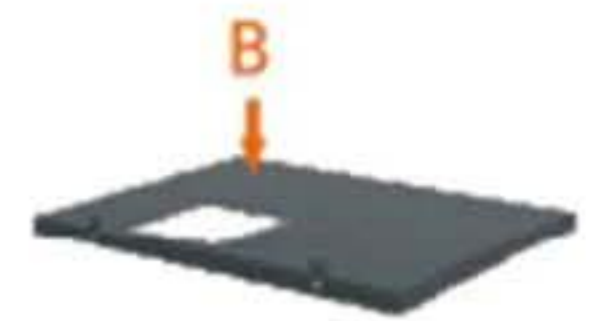
Support 305*245 ATX Motherboard
Support ATX PSU*2
Support HDD*1+SSD*1
Support GPU*12PCS

Product size: L520×W360×H520MM
Package size: L540×W380×H42MM
Outer carton: L570×W195×410MM
Single weight: 5KG
Weight/carton: 18.55KG (4PCS/CTN) 1


1. Column assembly




2. Fix power supply fixing pieces



3. Assemble right and left fixed strip 1



4. Assemble right and left fixed strip 2



2

5. Fix the rack 1



6. Fix the rack 2



7. Assemble fan frame 1



8. Assemble fans frame 2



3

9. Assemble graphics card frame 1



10. Assemble graphic card frame 2



11. Fix Graphics card bracket-1



12. Fix Graphics card bracket-2



4

Column 4PCS



Motherboard 1PC



B

Graphics card bracket 4PCS



C

Fan frame 2PCS



D

Graphics card frame 2PCS



E

Power supply fixing pieces 2PCS



F

#6-32 Six-angled screw 90PCS



Copper pillar 9PCS



M3*6 11PCS



Adjustable frame 2PCS



Boot cable 1PC



Silicone feet 4PCS



5